

# Kentucky High School Athletic Association

To: Superintendent, Principal, and Athletic Director

From: Louis Stout, Commissioner *Louis Stout*  
Brigid L. DeVries, Executive Assistant Commissioner

Date: April 17, 2002

*Brigid L. DeVries*

Subject: Review of 2001-2002 Title IX Forms

School: Trimble County High School

The KHSAA Audit Staff has received your submission of the 2001-2002 KHSAA required Title IX forms.

The information will be reviewed by appropriate Title IX Audit Staff and you will be notified if any additional information is necessary.


Remember your permanent Title IX file at the school must be kept current with information pertaining to your athletics program. Copies of the 2001-2002 KHSAA required documents must be kept as part of this file and are subject to Open Records Requests.

If we could be of further assistance, please do not hesitate to call anytime.

# Kentucky High School Athletic Association

To: Superintendent, Principal, and Athletic Director

From: Louis Stout, Commissioner  
Brigid L. DeVries, Executive Assistant Commissioner




Date: June 6, 2002

Subject: 2001-2002 Annual Report Forms Submission

School: Trimble County High School

Enclosed please find a copy of Form T-65, The 2001-2002 Annual Report Forms Checklist. In addition, you may find an attachment with corrected copies of the forms submitted by your school personnel. Please review this information so the forms can be completed accurately in the future. Also, KHSAA Audit Staff may have requested a re-submission of some of the 2001-2002 Annual Report Forms or need additional information on your athletic programs. Please submit this information by the date requested if this is applicable. Copies and all KHSAA Title IX documents must be kept current and included in your permanent Title IX File at the school. All documents are subject to Open Records Requests.

Should you need any further information, please do not hesitate to call anytime.



Memo

To: KHSAA Member School Superintendents, Principals, and Athletic Directors

From: Louis Stout, Commissioner  
Brigid L. Devries, Executive Assistant Commissioner

Date: June 4, 2002

Re: 2002 Title IX Forms Submission

School	Trimble County	Reviewed by	Martha Mullins
--------	----------------	-------------	----------------

The following is a status report regarding the required 2001 - 2002 Title IX submission of forms due in to the KHSAA office by April 15, 2002. Appropriate audit personnel have reviewed these forms and the following is a summary of this review.

I. Checklist of Forms properly submitted in a satisfactory manner:

<input checked="" type="checkbox"/>	GE 19 (Annual Verification)	<input checked="" type="checkbox"/>	T-35 (Budget Expenses)
<input checked="" type="checkbox"/>	T-1 (Summary Program Chart 1)	<input checked="" type="checkbox"/>	T-36 (Budget Expenses)
	T-2 (Summary Program Chart 2)	<input checked="" type="checkbox"/>	T-41 (Checklist – Overall Interscholastic Program)
<input checked="" type="checkbox"/>	T-3 (Summary Program Chart 3)		T-60 (Corrective Action Plan)
<input checked="" type="checkbox"/>	T-4 (Summary Program Chart 4)	<input checked="" type="checkbox"/>	T-63 (Interscholastic Survey Results)

II. Status

A.		2001 – 2002 Forms are satisfactory and no further information or action is necessary at this time.
B.	<input checked="" type="checkbox"/>	Errors have been noted with respect to the following forms and corrected copies are being returned to you for placement in your Title IX file to ensure proper submission in the future. Form T-2, Column 5, Row 3.
C.		The following forms were omitted and must be submitted by school representatives.
D.	<input checked="" type="checkbox"/>	Other Recommendation and Comments:
		On Form T-60, please clarify on whether 1 team or 2 teams were added for the 2001-2002 school year. Place your corrected copy and any other forms affected by the change in the permanent Title IX File.

2001-2002  
ACCOMMODATION OF INTERESTS AND ABILITIES  
SUMMARY PROGRAM CHART 2

KHSAA  
 Form T2  
 Rev. 07/01

Participation Opportunities Test Two

			Column 1	Column 2	Column 3	Column 4	Column 5
Program			Number of Teams Currently Offered	Number of Participants	Number of Teams Added in Last Five Years	Number of Participants Added in Last Five Years	Percent of Total Participation By Sex Added in Last 5 Years
GIRLS	Row 1	varsity:	5	50	0	0	0
	Row 2	j.v.:	3	41	0	0	0
	Row 3	frosh:	2	27	1	13	<del>11.6%</del> 62%
	Row 4	total:	10	112	1	13	11.6%
BOYS	Row 5	varsity:	6	90	0	0	0
	Row 6	j.v.:	3	38	0	0	0
	Row 7	frosh:	1	11	0	0	0
	Row 8	total:	10	139	0	0	0

- 1) List the number of interscholastic teams offered for girls and boys at each competitive level (for example, varsity, junior varsity, and freshman levels). Total each of the entries in Column 1 into Row 4, Column 1 and Row 8, Column 1.
- 2) List the number of interscholastic teams that have been added in the last five years at each competitive level. Total each of the entries in Column 3 into Row 4, Column 3 and Row 8, Column 3.
- 3) List the number of participants that are currently on each level of the teams that were added in the last five years. Total each of the entries in Column 2 into Row 4, Column 2 for girls and Row 8, Column 2 for boys. If a team was added previously but no longer exists, there are no current participants to be added for that team.
- 4) List the number of participants added in the last 5 years . Total each of the entries made in Column 4 into Row 4, Column 4 for girls and Row 8, Column 4 for boys.
- 5) Calculate the percentage of participants that have been added in the last five years (Column 4 divided by Column 2 on each line). For example, if girls' varsity soccer (22 participants), junior varsity soccer (18 participants), junior varsity golf (8 participants), and freshman softball (15 participants) have been added in the last five years, then 63 participation opportunities have been added for girls. If the total number of female participants in the program is 96 (taken from Form T-1, Row 1, Column 3), then 65.6% of the current opportunities (63 of 96) have been added in the last five years. Perform similar calculations for male participants.

Note: If the percentage of current participants added in the last five years is 25% or greater, compliance with test two may be possible. If less than 25%, then compliance with test three should be analyzed. **CAUTION:** 25% is not a formal compliance standard.

Principal's Signature: [Signature] Date: 4-11-02

**2001-2002  
TITLE IX  
CORRECTIVE ACTION PLAN**

School Name: Trimble County High School  
 School Year: 2001-02  
 Principal's Signature: \_\_\_\_\_  
 Date: 4/11/02

To complete this form, indicate the intended area which needs corrective action, the suggested change and time table for implementation. You may copy this form as needed. Please attach corrective action plans along with audit forms and submit by April 15, 2002.

ITEM FOR CORRECTION	SUGGESTED CHANGE	TIME TABLE FOR CORRECTIVE ACTION
Increase percentage of female participation	Add volleyball for the 2002-03 school year	2002-03 school year
Increase percentage of female participation	Add middle and freshmen softball	2001-02 school year <i>Use ONE OK TWO TRAYS DEED?</i>
		SEE FORM T-2

• An explanation (status report) is needed for all areas identified previously as items for correction as well as all areas currently identified as items for correction. This form shall be typed.

Principal's Signature: *Jerry P. Kelly* Date: 4-11-02

APR 17 2002



**2001-2002 KENTUCKY HIGH SCHOOL ATHLETIC ASSOCIATION  
ANNUAL VERIFICATION OF TITLE IX PROCEDURES  
(To be submitted by April 15, 2002 along with other required forms)**

The Trimble County High School, Bedford, Kentucky  
(Name of High School) (City)

certifies to the Kentucky High School Athletic Association that the following is an accurate and true representation of the facts surrounding compliance with Title 20, U.S.C. Titles 1681-1688, et. Seq. (also known as Title IX)

**I certify the following provisions in accordance with records at the school contained in the permanent Title IX file, and to the best of my knowledge have completed the following tasks. (All boxes must be checked)**

Committee continued on back

Established a gender equity committee at the high school. (list committee personnel and provide attachment if necessary)

Name	Address	Phone	Title
Larry Phillips	1029 Hwy 421 N, Bedford, KY 255-7781	255-7781	Principal
Diana Arnold	1029 Hwy 421 N, Bedford, KY 255-7781	255-7781	Athletic Director
Marcia Dunaway	P.O. Box 275, Bedford, KY 255-3201	255-3201	Title IX Coordinator
Jan Joyce	2128 Leepport Rd. Milton, KY	268-5935	School Board Representative
Jeff Vincent	10 Hi Grove Hill Rd., Bedford, KY 532-0440	532-0440	Boy's Coach Representative
Kerrie Stewart	2451 Milton Pike Milton, KY	268-5864	Girl's Coach Representative
Kathy McGuire	785 Hwy. 421N. Bedford, KY 255-7363	255-7363	Girl's Parent Representative
Traci Hafer	85 Tilley Ln., Milton, KY	268-3416	Boy's Parent Representative

Scheduled a minimum of three meetings during the 2001-2002 school year on the following dates:

- October 24, 2001
- January 14, 2002
- April 11, 2002

Designated the following person(s) as the Title IX coordinator for the school/district:

Marcia Haney Dunaway Assistant Superintendent P.O. Box 275, Bedford, KY 40006  
Name Title Address Phone 502-255-3201

School personnel are continuing to make periodic reviews of the boys and girls athletics program reflected in the Corrective Action Plan.

In addition to the above information, the above referenced school maintains a complete permanent file relative to Title IX records including copies of the self-assessment audit, all corrective action plans, and other related materials.

Larry Phillips  
Principal's Signature Date 4-11 2002

Larry Buchanan  
Superintendent Signature School Board Chairpersons' Signature

(Send original copy to KHSAA - Maintain duplicate in Title IX school folder)

**2001-2002**  
**ACCOMMODATION OF INTERESTS AND ABILITIES**  
**SUMMARY PROGRAM CHART 1**

KHSAA  
Form T1  
Rev. 07/01

**Participation Opportunities Test One**

		(Column 1)	(Column 2)	(Column 3)	(Column 4)
	Program	Enrollment	Percentage of Total Enrollment	Number of Interscholastic Participants (double and triple count)	Percentage of Total Participation
Row 1	<b>GIRLS</b>	209	48.83%	112	44.62%
Row 2	<b>BOYS</b>	219	51.17%	139	55.38%
Row 3	<b>Totals</b>	428	100%	251	100%

Instructions:

\*Number of 8<sup>th</sup> grade students & below used in Column 4 calculations if applicable: 16 girls & 3 boys

- 1) Determine the total number of girls enrolled, (place in Row 1, Column 1). Determine the total number of boys enrolled, (place in Row 2, Column 1).
- 2) Add the total number of girls and boys enrolled to determine total enrollment, (place in Row 3, Column 1).
- 3) Calculate the percentage of total enrollment that is female. (Divide Row 1, Column 1 by row 3, Column 1 and place in Row 1, Column 2.) Calculate the percentage of total enrollment that is male. (Divide Row 2, Column 1 by Row 3, Column 1 and place in Row 2, Column 2.) Note: Row 1, Column 2 plus Row 2, Column 2 should total 100%.
- 4) Ask the head coaches to review the most updated eligibility or squad lists for their teams. Ask coaches to confirm the names of those individuals who are on the team as of the first **date of competition**, and cross out the names of those who were cut from the team or quit the team prior to the first competitive event. Determine the total number of interscholastic athletics participants that are girls, (and place in Row 1, Column 3). In order to determine the total number of athletics participants, an individual should be counted each time he or she participates on a team. For example, if Jane Doe competes on the varsity volleyball team, the junior varsity volleyball team, the junior varsity basketball team, and the varsity softball team, she should be counted as four participants (**do not include club or intramural sports participants, cheerleaders, dance teams, or pom squads**). Calculate the same way for boys and girls. \* In addition, should 8<sup>th</sup> grade students and below play on a Freshman, Junior Varsity, or Varsity team, they should also be counted for each team and sport on which they participate. If applicable, please asterisk the above notation as to how many 8<sup>th</sup> grade students & below are included. Using the same procedure, determine the total number of interscholastic athletic participants that are boys, (and place in Row 2, Column 3). Add Row 1, Column 3 plus Row 2, Column 3 to get total participants and place in Row 3, Column 3.
- 5) Calculate the percentage of female participation. (Row 1, Column 3 divided by Row 3, Column 3 and place in Row 1, Column 4.) Calculate the percentage of male participation. (Row 2, Column 3 divided by Row 3, Column 3 and place in Row 2, Column 4.) Note: Row 1, Column 4 plus Row 2, Column 4 should total 100%.

Note: While being within three percent is not a formal compliance standard; if the percent listed in Row 1, Column 4 is within 3% of Row 1, Column 2, then it provides a good target within which compliance is likely.

Principal's Signature: *Randy Kelly* Date: 4-11-02

**2001-2002**  
**ACCOMMODATION OF INTERESTS AND ABILITIES**  
**SUMMARY PROGRAM CHART 2**

KHSAA  
 Form T2  
 Rev. 07/01

**Participation Opportunities Test Two**

			Column 1	Column 2	Column 3	Column 4	Column 5
Program			Number of Teams Currently Offered	Number of Participants	Number of Teams Added in Last Five Years	Number of Participants Added in Last Five Years	Percent of Total Participation By Sex Added in Last 5 Years
<b>GIRLS</b>	Row 1	varsity:	5	50	0	0	0
	Row 2	j.v.:	3	41	0	0	0
	Row 3	frosh:	2	21	1	13	11.6%
	Row 4	total:	10	112	1	13	11.6%
<b>BOYS</b>	Row 5	varsity:	6	90	0	0	0
	Row 6	j.v.:	3	38	0	0	0
	Row 7	frosh:	1	11	0	0	0
	Row 8	total:	10	139	0	0	0

- 1) List the number of interscholastic teams offered for girls and boys at each competitive level (for example, varsity, junior varsity, and freshman levels). Total each of the entries in Column 1 into Row 4, Column 1 and Row 8, Column 1.
- 2) List the number of interscholastic teams that have been added in the last five years at each competitive level. Total each of the entries in Column 3 into Row 4, Column 3 and Row 8, Column 3.
- 3) List the number of participants that are currently on each level of the teams that were added in the last five years. Total each of the entries in Column 2 into Row 4, Column 2 for girls and Row 8, Column 2 for boys. If a team was added previously but no longer exists, there are no current participants to be added for that team.
- 4) List the number of participants added in the last 5 years . Total each of the entries made in Column 4 into Row 4, Column 4 for girls and Row 8, Column 4 for boys.
- 5) Calculate the percentage of participants that have been added in the last five years (Column 4 divided by Column 2 on each line). For example, if girls' varsity soccer (22 participants), junior varsity soccer (18 participants), junior varsity golf (8 participants), and freshman softball (15 participants) have been added in the last five years, then 63 participation opportunities have been added for girls. If the total number of female participants in the program is 96 (taken from Form T-1, Row 1, Column 3), then 65.6% of the current opportunities (63 of 96) have been added in the last five years. Perform similar calculations for male participants.

Note: If the percentage of current participants added in the last five years is 25% or greater, compliance with test two may be possible. If less than 25%, then compliance with test three should be analyzed. **CAUTION:** 25% is not a formal compliance standard.

Principal's Signature: *Jay P. Kelly* Date: 4-11-02



2001-2002  
**ACCOMMODATION OF INTERESTS AND ABILITIES**  
**SUMMARY PROGRAM CHART 3**

**Participation Opportunities Test Three**

For any question answered "YES" identify the respective sport(s).

	GIRLS (Yes / No)		BOYS (Yes / No)
1. Is there an intramural team offered in a sport not now available in the interscholastic athletics program? (YES or NO)	No		
2. For a sport <u>not</u> currently offered, is there sufficient interest to form a viable interscholastic team based on participation on an intramural team or community recreation teams? (YES or NO)	No		
3. For a sport <u>not</u> currently offered, is there sufficient interest to form a viable interscholastic team with the interscholastic survey.	Yes Volleyball		
4. For a sport currently offered, is there interest to form a viable team for a junior varsity, freshman, or other intramural level that is not currently offered? (YES or NO)	Yes Freshmen Softball		
5. If you answered YES to question (1), (2), (3) or (4), are there enough high schools in your geographic area offering the sport (at the appropriate level) to allow for the development of a reasonable schedule of competition. (YES or NO)	Yes Volleyball		

Principal's Signature: Larry Kelley Date: 4-11-02

2001-2002  
ACCOMMODATION OF INTERESTS AND ABILITIES  
SUMMARY PROGRAM CHART 4

KHSAA  
 Form T4  
 Rev. 07/01

Levels of Competition Test One

		(Column 1)	(Column 2)
	Team Levels	GIRLS	BOYS
Row 1	Total Number of Athletics Participants in All Levels	112	139
Row 2	Number of Varsity Teams Offered	5	6
Row 3	Number of Participants on all Varsity Teams	50	90
Row 4	Percentage of Total Varsity Participants By Sex	44.64%	64.75%
Row 5	Number of Junior Varsity Teams Offered	3	3
Row 6	Number of Participants on all Junior Varsity Teams	41	38
Row 7	Percentage of Total Junior Varsity Participants By Sex	36.61%	27.34%
Row 8	Number of Freshman Teams Offered	2	1
Row 9	Numbers of Participants on all Freshman Teams	21	11
Row 10	Percentage of Total Freshman Participants By Sex	18.75%	7.9%

- 1) Copy the number entered on Form T1, Row 1, Column 3 and place on Row 1, column 1 of this form.
- 2) Copy the number entered on Form T1, Row 2, Column 3 and place on Row 1, column 2 of this form.
- 3) List the number of teams at the varsity, junior varsity, and freshman levels for boys and girls (Rows #2,5,8) and place in the proper boxes in columns 1 and 2.
- 4) List the number of teams at the varsity, junior varsity, and freshman levels for boys and girls (Rows #3,6,9) and place in the proper boxes in columns 1 and 2.
- 5) Calculate the percentage of female and male participants at each level. (Rows #4,7,10)
  - Divide Row 3, Column 1 by Row 1, Column 1, and place the percentage in Row 4, Column 1.
  - Divide Row 3, Column 2 by Row 1, Column 2, and place the percentage in Row 4, Column 2.
  - Divide Row 6, Column 1 by Row 1, Column 1, and place the percentage in Row 7, Column 1.
  - Divide Row 6, Column 2 by Row 1, Column 2, and place the percentage in Row 7, Column 2.
  - Divide Row 9, Column 1 by Row 1, Column 1, and place the percentage in Row 10, Column 1.
  - Divide Row 9, Column 2 by Row 1, Column 2, and place the percentage in Row 10, Column 2.


Principal's Signature:  Date: 4-11-02

**2001-2002 KHSAA TITLE IX ATHLETICS AUDIT**

KHSAA  
Form T41  
Rev. 07/01

**Checklist - Overall Interscholastic Athletics Program**

Areas of Compliance	ADVANTAGE TO (Respond based on Internal Evaluation by checking the appropriate column.)		
	GIRLS' PROGRAM	BOYS' PROGRAM	NEITHER PROGRAM
Equipment and Supplies			X
Scheduling of Games and Practice Time			X
Travel and Per Diem Allowances			X
Coaching			X
Locker Rooms, Practice and Competitive Facilities			X
Medical and Training Facilities and Services			X
Publicity			X
Support Services			X
Athletic Scholarships			N/A
Tutoring			X
Housing and Dining Facilities and Services			N/A
Recruitment of Student Athletes			N/A

Principal's Signature:  Date: 4-11-02

School Name: Trimble County High School

**2001-2002**

School Year: 2001-02

**TITLE IX**

Principal's Signature: \_\_\_\_\_

**CORRECTIVE ACTION PLAN**

Date: 4/11/02

To complete this form, indicate the intended area which needs corrective action, the suggested change and time table for implementation. You may copy this form as needed. Please attach corrective action plans along with audit forms and submit by April 15, 2002.

ITEM FOR CORRECTION	SUGGESTED CHANGE	TIME TABLE FOR CORRECTIVE ACTION
Increase percentage of female participation	Add volleyball for the 2002-03 school year	2002-03 school year
Increase percentage of female participation	Add middle and freshmen softball	2001-02 school year <i>WEEK ONE OR TWO TRAINING?</i> <i>SEE PAGES 7-2</i>

- An explanation (status report) is needed for all areas identified previously as items for correction as well as all areas currently identified as items for correction. This form shall be typed.

Principal's Signature: *Jerry Kelly*

Date: 4-11-02

**2001-2002 INTERSCHOLASTIC ATHLETICS SURVEY**

Summary Of Student Responses

School Name: Trimble County High School

School Enrollment: 428

Date: 4/10/02

Completed By: Marcia Haney Dunaway

**Instructions:**

1. Summarize the Student Athletics Interest Surveys Form T-61 by listing the total number of responses on the line next to each sport.
2. Under the Other Category please provide a listing of the sports as well as the number of students who are interested in participating.
3. Please sign and date the Summary Form (T-63) and mail the Summary Form only to the KHSAA by April 15, 2002. Do not mail the student surveys (Form T-61). However, these Forms should be maintained in your files in the event they are requested subsequently.

300 Number of Surveys  
185 Total Returned  
9 - 11 Grades Surveyed

How Was The Survey Administered? In classrooms

**Fall Sports (List Total Number of Participation Responses)**

6 Cross Country (Girls)  
14 Cross Country (Boys)  
3 Field Hockey (Girls)  
27 Football (Boys)  
4 Golf (Girls)  
16 Golf (Boys)  
11 Soccer (Girls)  
13 Soccer (Boys)  
54 Volleyball (Girls)  
11 Volleyball (Boys)

**Winter Sport (List Total Number of Participation Responses)**

21 Basketball (Girls)  
26 Basketball (Boys)  
15 Gymnastics (Girls)  
5 Indoor Track (Girls)  
11 Indoor Track (Boys)  
20 Swimming & Diving (Girls)  
3 Swimming & Diving (Boys)  
19 Wrestling (Boys)

Spring Sport (List Total Number of Participation Responses)

<u>26</u>	Baseball (Boys)
<u>15</u>	Fast Pitch Softball (Girls)
<u>8</u>	Slow Pitch Softball (Girls)
<u>14</u>	Tennis (Girls)
<u>7</u>	Tennis (Boys)
<u>5</u>	Track (Girls)
<u>11</u>	Track (Boys)

Other Sports (From Student Survey T-61 Question 10)

Name of Sport	Number of Students Interested In Participating
<u>cheerleading</u>	<u>3</u>
<u>hockey</u>	<u>2</u>
<u>handball</u>	<u>1</u>
<u>pool</u>	<u>1</u>
<u>girl's wrestling</u>	<u>1</u>
<u>boxing</u>	<u>1</u>
<u>track</u>	<u>1</u>
<u>Lacross</u>	<u>1</u>

Number of Students who participate in Intramural Sports.  
(From Student Survey T-61 Question 5)

<u>Sport</u>	<u>Number</u>	<u>Sport</u>	<u>Number</u>
<u>cheerleading</u>	<u>2</u>	marching band	1
<u>football</u>	<u>4</u>	baseball	1
<u>band</u>	<u>3</u>	softball	1
<u>powder puff football</u>	<u>10</u>	weight training	1
<u>volleyball</u>	<u>3</u>		
<u>basketball</u>	<u>4</u>		
<u>golf</u>	<u>1</u>		

List Intramural Sports students are interested in adding:  
(From Student Survey T-61 Question 6)

<u>Sport</u>	<u>Number</u>	<u>Sport</u>	<u>Number</u>
<u>girl's soccer</u>	<u>2</u>	Girl's wrestling	1
<u>boy's soccer</u>	<u>2</u>	boy's boxing	1
<u>boy's volleyball</u>	<u>2</u>	karate	1
<u>girl's volleyball</u>	<u>6</u>	handball	1
<u>boy's swimming</u>	<u>3</u>	horse riding	1
<u>girl's swimming</u>	<u>2</u>	hockey	2
powder puff football	4	girl's baseball	1
wrestling	2	motor cross	1
gymnastics	1		
boy's basketball	1		
Lacross	1		

Participation in Non-School Sports Activities  
(From Student Survey T-61 Question 7)

<u>Sport</u>	<u>Number</u>	<u>Sport</u>	<u>Number</u>
<u>basketball</u>	<u>21</u>	bowling	1
<u>golf</u>	<u>5</u>	horseshoe pitch	1
<u>tennis</u>	<u>5</u>	cross country	1
<u>softball</u>	<u>12</u>	volleyball	4
<u>motorcross</u>	<u>2</u>	fishing	3
<u>hockey</u>	<u>1</u>	ATV racing	2
raquetball	1	gymnastics	1
baseball	10	car racing	1
4-wheel riding	3	karate	1
football	3	biking	1
rodeo	1	target shooting	1
hunting	2		

Reasons for not participating in interscholastic athletics.  
(From Survey Question 8)

<u>Response</u>	<u>Number</u>
<u>10</u> I prefer other activities such as band, chorus, etc.	
<u>42</u> I don't have time	
<u>7</u> The practice schedules and game times are inconvenient	
<u>17</u> The sport I like isn't offered	
<u>4</u> It's too expensive	
<u>1</u> I prefer to participate in club or intramural sports	
<u>26</u> Working	
<u>2</u> Other	
<u>No fun, No interests</u>	

Student Suggestions to encourage participation

1. Leave students alone if they don't want to play.
2. Make sports fun.
3. Better cheerleaders.
4. Add gymnastics.
5. Offer more sports.
6. Know coaches.
7. Add soccer.
8. Have competitions.
9. Better coaches.
10. Keep up grades.
11. Make cheerleading a sport.

Larry Kelly 4-11-02  
Principal's Signature Date

2001-2002

**BUDGETED AND ACTUAL EXPENDITURES - PROGRAM COMPARISON CHART  
TO INCLUDE BOOSTER CLUB FUNDING**

	equipment and supplies		travel		awards		coaches' salaries (to include supplemental and extended employment)		facilities improvements		publications (if sport-specific)	
	B	E	B	E	B	E	B	E	B	E	B	E
G basketball	\$6,650	\$6,650	N/A	N/A	\$350	\$350	\$11,100	\$11,100	N/A	N/A	N/A	N/A
B basketball	\$6,650	\$6,650	N/A	N/A	\$350	\$350	\$11,100	\$11,100	N/A	N/A	N/A	N/A
G softball	\$4,750	\$4,750	N/A	N/A	\$250	\$250	\$3,350	\$3,350	N/A	N/A	N/A	N/A
B baseball	\$4,750	\$4,750	N/A	N/A	\$250	\$250	\$3,350	\$3,350	N/A	N/A	N/A	N/A
G cross country	\$1,900	\$1,900	N/A	N/A	\$100	\$100	\$2,350	\$2,350	N/A	N/A	N/A	N/A
B cross country	\$1,900	\$1,900	N/A	N/A	\$100	\$100	\$2,350	\$2,350	N/A	N/A	N/A	N/A
G golf	\$950	\$950	N/A	N/A	\$50	\$50	\$2,350	\$2,350	N/A	N/A	N/A	N/A
B golf	\$950	\$950	N/A	N/A	\$50	\$50	\$2,350	\$2,350	N/A	N/A	N/A	N/A
G soccer												
B soccer												
G swimming												
B swimming												

"B" is for budgeted dollar amounts and "E" is for actual dollar expenditures. Expenditures should include items provided by third parties such as Booster Clubs.

Principal's Signature: *[Handwritten Signature]*

Date: 4/8/02



2001-2002

KHSAA  
Form T36  
REV. 07/01

**BUDGETED AND ACTUAL EXPENDITURES - PROGRAM COMPARISON CHART 2**  
**TO INCLUDE BOOSTER CLUB FUNDING**

Teams	equipment and supplies		travel		awards		coaches' salaries (to include supplemental and extended employment)		facilities improvements		publications (if sport-specific)	
	B	E	B	E	B	E	B	E	B	E	B	E
G track												
B track												
G tennis	\$1,900	\$1,900	N/A	N/A	\$100	\$100	\$2,350	\$2,350	N/A	N/A	N/A	N/A
B tennis	\$1,900	\$1,900	N/A	N/A	\$100	\$100	\$2,350	\$2,350	N/A	N/A	N/A	N/A
G volleyball												
B wrestling												
G (list sport)												
B (football)	\$2,500	\$2,500	N/A	N/A	\$500	\$500	\$11,000	\$11,000	N/A	N/A	N/A	N/A
G (list sport)												
B (list sport)												

"B" is for budgeted dollar amounts and "E" is for actual dollar expenditures. Expenditures should include items provided by third parties such as Booster Clubs.

*[Handwritten Signature]*

Principal's Signature: \_\_\_\_\_

Date: 4/8/02

# GIRLS VARSITY

## Scheduled Games for Trimble County

	Date	Opponent	Site	Time
Thurs	Nov 29	Owen County	Trimble County	7:30 PM
Thurs	Dec 4	Spencer County	Trimble County	7:30 PM
Fri	Dec 7	North Bullitt	North Bullitt	7:30 PM
	<del>Dec 8</del>	<del>TBA</del>	<del>Garrard County</del>	
Mon	Dec 10	Williamstown	Williamstown	7:30 PM
Thurs	Dec 13	Shelby County	Shelby County	7:30 PM
Mon	Dec 17	Grant County	Trimble County	7:30 PM
Fri	Dec 21	Carroll County	Trimble County	7:30 PM
Thurs	Dec 27	TBA	Bardstown Bethlehem	
Thurs	Jan 3	Walton-Verona	Walton-Verona	7:30 PM
Sat	Jan 5	Eminence	Trimble County	2:00 PM
Tue	Jan 8	Henry County	Henry County	7:30 PM
Fri	Jan 11	Owen County	Owen County	7:30 PM
Wed	Jan 16	TBA	Spencer County	
Tue	Jan 22	South Oldham	South Oldham	7:30 PM
Tue	Jan 29	Gallatin County	Trimble County	7:30 PM
Fri	Feb 1	Williamstown	Trimble County	7:30 PM
Wed	Feb 6	Eminence	Eminence	6:30 PM
Fri	Feb 8	Oldham County	Oldham County	7:30 PM
Tue	Feb 12	Waggener	Waggener	7:30 PM
Thurs	Feb 14	Carroll County	Carroll County	7:30 PM
Wed	Feb 19	Henry County	Trimble County	7:30 PM
Fri	Feb 22	Gallatin County	Gallatin County	6:00 PM

7 out of 22 on Fri & Sat  
3 double headers

10 out of 22 Fri/Sat/double headers

# BOYS VARSITY

## Scheduled Games for Trimble County

Date	Opponent	Site	Time
Nov 27	Anderson County	Anderson County	7:30 PM
Nov 30	Owen County	Trimble County	7:30 PM
Dec 8	3 - Bank Classic	Garrard County	
Dec 11	Spencer County	Trimble County	7:30 PM
Dec 14	South Oldham	Trimble County	7:30 PM
Dec 15	Holy Cross Shoot-Out	Holy Cross	
Dec 18	Eminence	Eminence	7:30 PM
Dec 20	Carroll County	Trimble County	7:30 PM
Dec 27	TBA	Campbellsville	
Jan 3	Henry County	Henry County	7:30 PM
Jan 7	Holy Cross (Louisville)	Trimble County	7:30 PM
Jan 10	Owen County	Owen County	7:30 PM
Jan 12	Williamstown	Williamstown	7:00 PM
Jan 15	Oldham County	Oldham County	7:30 PM
Jan 19	Danville	Danville	7:30 PM
Jan 24	Spencer County	Gallatin Co.	8:00 PM
Jan 29	Gallatin County	Trimble County	6:00 PM
Feb 7	Kentucky Country Day	Kentucky Country Day	7:30 PM
Feb 9	Williamstown	Trimble County	6:30 PM
Feb 12	Eminence	Trimble County	7:30 PM
Feb 15	Carroll County	Carroll County	7:30 PM
Feb 19	Henry County	Trimble County	7:30 PM
Feb 22	Gallatin County	Gallatin County	7:30 PM

Reviewed by MZ, 2/8/02

\*\*\*Travel Paid by the Trimble County Board of Education

NOV 15 2001

BUDGETS - PROGRAM COMPARISON CHART I

Porter's information notes  
G = 39%  
B = 61%

Coach/Teacher ratio  
G = 1/8  
B = 1/10

Teams	equipment and supplies		travel		awards		coaches' salaries		facilities improvements		publications (if sport-specific)	
	B*	E	B	E	B	E	B	E	B	E	B	E
G basketball	\$16,304	\$16,304	0	0	\$300	\$300	\$11,100	\$11,100	0	0	N/A	N/A
B basketball	\$22,984	\$22,984	0	0	\$175	\$175	\$11,100	\$11,100	0	0	N/A	N/A
G softball	\$10,900	\$10,900	0	0	\$195	\$195	\$3,350	\$3,350	0	0	N/A	N/A
B baseball	\$9,970	\$9,970	0	0	\$134	\$134	\$3,350	\$3,350	0	0	N/A	N/A
G cross country	\$3,107	\$3,107	0	0	\$100	\$100	\$2,350	\$2,350	0	0	N/A	N/A
B cross country	\$3,107	\$3,107	0	0	\$100	\$100	\$2,350	\$2,350	0	0	N/A	N/A
G golf	\$1,687	\$1,687	0	0	\$50	\$50	\$1,400	\$1,400	0	0	N/A	N/A
B golf	\$2,082	\$2,082	0	0	\$50	\$50	\$1,400	\$1,400	0	0	N/A	N/A
G soccer												
B soccer												
G swimming												
B swimming												

OK

TOTAL  
G = 54,340 (52%)  
B = 92,728 (63%)  
147,118

Date: 11/13/01  
(40%) G = 20,550  
(60%) B = 31,650  
52,200

Signature: Sunny P. [Signature]  
(36%) G = 33,081  
(64%) B = 59,981  
93,062

\* Copyright 1999, Good Sports, Inc., Title IX and Gender Equity Spectabilists. All rights reserved.

**BUDGETS - PROGRAM COMPARISON CHART 2**

**NOV 15 2001**


Teams	equipment and supplies		travel		awards		coaches' salaries		facilities improvements		publications (if sport-specific)	
	B	E	B	E	B	E	B	E	B	E	B	E
G track												
B track												
G tennis	\$1,083	\$1,083	0	0	\$64	\$64	\$2,350	\$2,350	0	0	N/A	N/A
B tennis	\$1,083	\$1,083	0	0	\$64	\$64	\$2,350	\$2,350	0	0	N/A	N/A
G volleyball												
B wrestling												
G (list sport)												
B (football)	\$20,755	\$20,755	0	0	\$625	\$625	\$11,100	\$11,100	0	0	N/A	N/A
G (list sport)												
B (list sport)												

\$1,000

\$1,000

10,000

\* "B" is for budgets and "E" is for expenditures

Signature: 

Date: 11/13/01

LOCKER ROOMS

**NOV 15 2001**

Name or location of locker room	Girl's Basketball Gym	Girl's Softball Middle School Gym
List all teams that use locker room	only Girl's Basketball	Middle School Football Middle School Basketball
List all teams that use locker room at one time	N/A	None
Location in relation to competitive facilities (excellent, good, fair, poor) (if varies by team, list teams and assessment of location)	Excellent	Good
Location in relation to practice facilities (excellent, good, fair, poor) (if varies by team, list teams and assessment of location)	Excellent	Good
Location in relation to other facilities such as equipment rooms, weight and training rooms, etc. (excellent, good, fair, poor) (if varies by team, list teams and assessment of location)	Excellent	Poor
Number of full lockers	22	0
Number of half lockers	0	44
Number of small (less than half size) lockers	0	252
Type of seating (e.g., benches, stack or folding chairs, etc.)	Benches	Benches
Meeting space (excellent, good, fair, poor)	Good	Poor
Maneuvering, walk-around room (excellent, good, fair, poor)	Good	Fair
Cleanliness (excellent, good, fair, poor)	Good	Fair
Is the number of showers sufficient for the number of athletes using the locker room at one time? YES or NO	Yes	Yes
Is the number of commodes sufficient for the number of athletes using the locker room at one time? YES or NO	Yes	No
Overall quality (include consideration of floor, lighting, size, features) (excellent, good, fair, poor)	Good	Fair
Special features	N/A	N/A

Signature: Marcia A. Duraway Date: 11-13-01

LOCKER ROOMS

Name or location of locker room	Girl's P.E. locker room
List all teams that use locker room	High School Cheerleaders <b>NOV 15 2001</b>
List all teams that use locker room at one time	N/A
Location in relation to competitive facilities (excellent, good, fair, poor) (if varies by team, list teams and assessment of location)	Fair
Location in relation to practice facilities (excellent, good, fair, poor) (if varies by team, list teams and assessment of location)	Fair
Location in relation to other facilities such as equipment rooms, weight and training rooms, etc. (excellent, good, fair, poor) (if varies by team, list teams and assessment of location)	Good
Number of full lockers	35
Number of half lockers	0
Number of small (less than half size) lockers	0
Type of seating (e.g., benches, stack or folding chairs, etc.)	Benches
Meeting space (excellent, good, fair, poor)	Poor
Maneuvering, walk-around room (excellent, good, fair, poor)	Fair
Cleanliness (excellent, good, fair, poor)	Fair
Is the number of showers sufficient for the number of athletes using the locker room at one time? YES or NO	Yes
Is the number of commodes sufficient for the number of athletes using the locker room at one time? YES or NO	No
Overall quality (include consideration of floor, lighting, size, features) (excellent, good, fair, poor)	Fair
Special features	N/A

Signature: *Arcia S. Dunaway* Date: 11-13-01

\*\*Correction after Title IX Audit. Dr. Mullins pointed out typo on number of softball jackets. Number is 12 and NOT 2.  
 Form resubmitted 11/13/01.

NOV 15 2001

EQUIPMENT AND SUPPLIES - SUMMARY PROGRAM COMPARISON CHART 3

Teams	no. of shorts/pants		no. of shirts/jerseys		no. of jackets		sweats		pairs of shoes		other	sport-specific (list differences)	advantage (girl's team or boy's team)
	G*	P	G	P	G	P	G	P	G	P			
G V basketball	10	7	10	7	0	0	5	0	0	0			
B V basketball	32	16	32	16	0	0	16	16	0	0			
G JV basketball	20	10	20	10	0	0	10	0	0	0			
B JV basketball	24	1	24	1	0	0	0	1	0	0			
G Fr basketball	14	7	14	7	0	0	7	0	0	0			
B Fr basketball	22	9	22	9	0	0	9	0	0	0			
G V softball	12	0	12	0	12	0	0	0	0	0			
B V baseball	24	0	12	0	0	0	0	0	0	0			
G JV softball	6	0	6	0	2	0	0	0	0	0			
B JV baseball	28	0	14	0	0	0	0	0	0	0			
G Fr softball													
B Fr baseball													
G cross country	12	0	12	0	7	0	7	0	0	0			
B cross country	12	0	12	0	7	0	7	0	0	0			
G V golf	0	0	5	0	0	0	0	0	0	0			
B V golf	0	0	13	0	0	0	0	0	0	0			
G JV golf													
B JV golf													

*Marcia H. Dunaway 11-13-01*

Date: 6/19/2000

Signature: *Marcia H. Dunaway*

\*\*\* Uniforms and practice gear based on unduplicated number of participants. Girl's basketball uses the same uniform for all levels. Numbers are unduplicated in count.



\*\*Corrected and resubmitted after Title IX Audit. Dr. Mullins brought to my attention that I had typed in information on the volleyball line. Information should have been on the JV Football line. corrected 11/13/01

**SCHEDULING OF GAMES AND PRACTICE TIMES - SUMMARY PROGRAM COMPARISON CHART**

NOV 15 2001

Teams	no. of regular season contests	no. of pre-season scrimmages	no. of post-season tournament contests	time/day of contests okay? Y or N	weeks of practice before first contest	practice time okay? Y or N	practice length okay? Y or N	no. of practices okay? Y or N
G V volleyball								
B V football	10	2	0	Y	5	Y	Y	Y
G JV volleyball								
B JV football	6	0	0	Y	5	Y	Y	Y
G Fr volleyball								
B Fr football								
G (list sport)								
B (list sport)								
G (list sport)								
B (list sport)								
G (list sport)								
B (list sport)								

Signature: Marcia Hwang-Dunaway Date: 6/19/2000  
Marcia H. Dunaway 11-13-01 Revised